

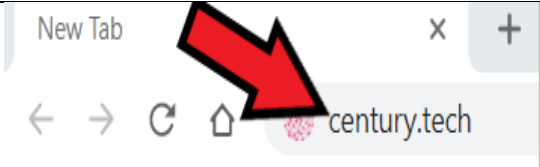
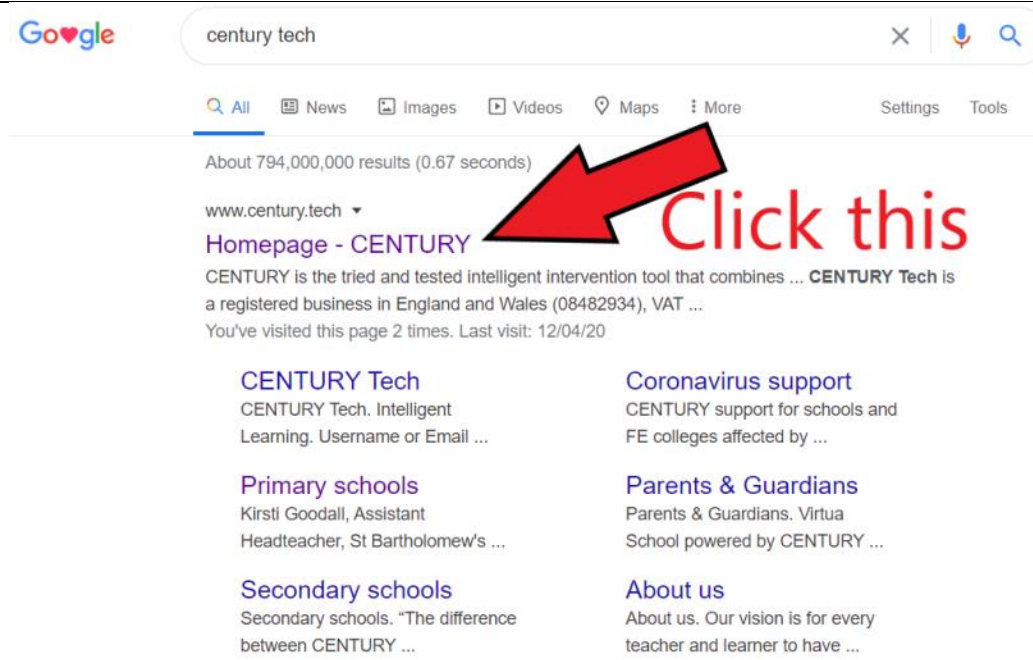


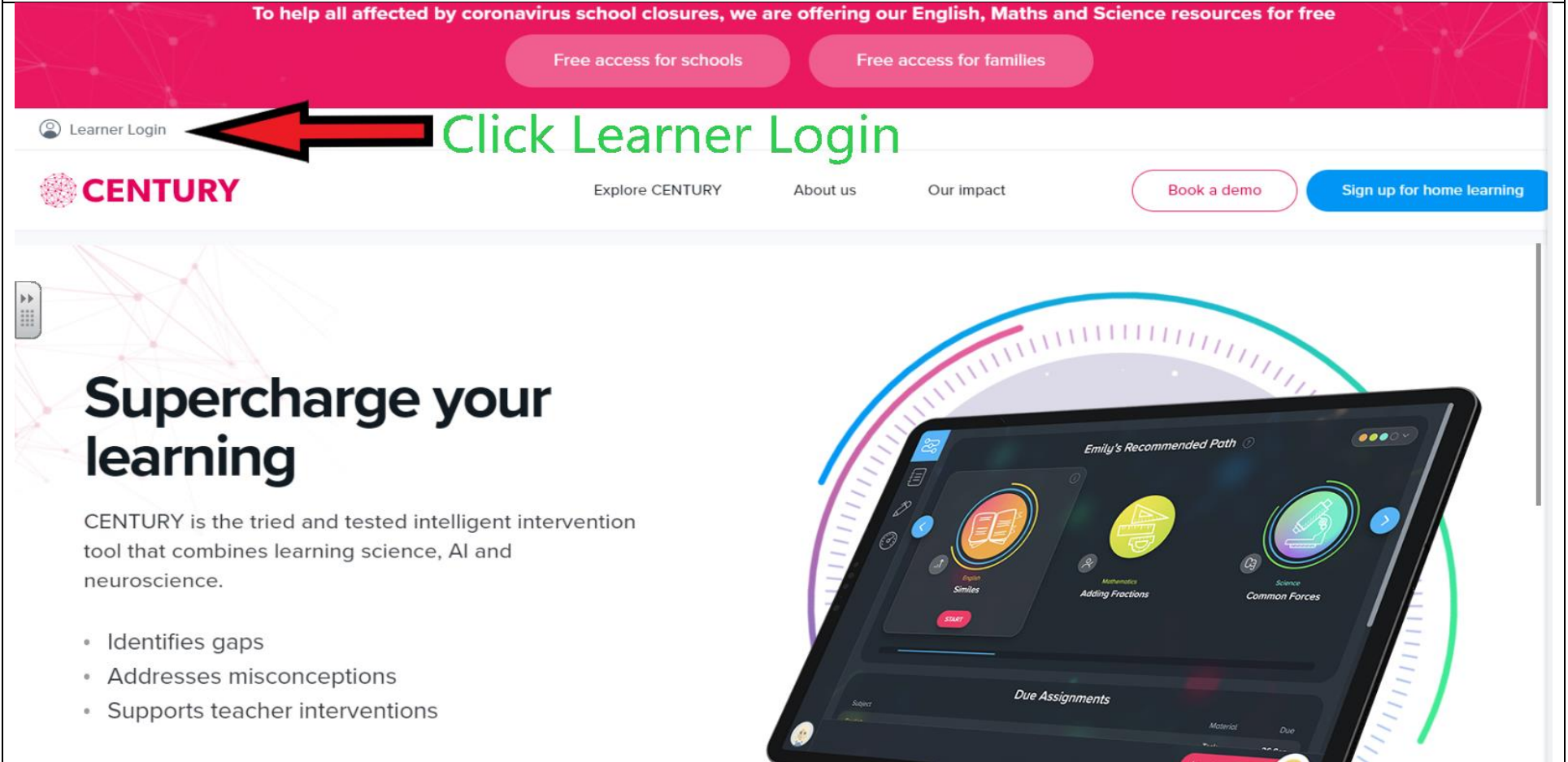
How to Login to Century – Pupils and Parents

1. Open google chrome on your laptop or computer (PC).	or	Open safari on your tablet (apple or android).
		
*Century is NOT an app and DOES NOT yet work in Safari on your PHONE.		

2. In the address bar type in “century.tech”	or	Google – “ century tech”
		
Do not use your Mobile PHONE to access Century		

3.

Click Learner Login – In the top left hand corner



To help all affected by coronavirus school closures, we are offering our English, Maths and Science resources for free

Free access for schools Free access for families

Learner Login **Click Learner Login**

CENTURY Explore CENTURY About us Our impact Book a demo Sign up for home learning

Supercharge your learning

CENTURY is the tried and tested intelligent intervention tool that combines learning science, AI and neuroscience.

- Identifies gaps
- Addresses misconceptions
- Supports teacher interventions

Emily's Recommended Path

- English: Similarities
- Mathematics: Adding Fractions
- Science: Common Forces

Due Assignments

4.

Enter your username

This will always be your first name and the initial of your surname

Example: Jim Smith would be jims@folville.leicester.sch.uk

Enter your password

Click Sign in

Your class teacher will have sent you your username and password on Class Dojo or via email

If this does not work please contact with your class teacher.

The image shows a login screen for 'CENTURY'. At the top left is a red geometric logo followed by the word 'CENTURY' in large red letters. Below this is a 'Username or Email' input field. Underneath is a 'Password' input field with a 'Forgot your password?' link to its right. A prominent red button with the text 'SIGN IN' is highlighted by a blue arrow pointing from the left. Below the 'SIGN IN' button is the word 'OR' in a smaller font. There are two white buttons with rounded corners: 'Sign in with Google' (with the Google logo) and 'Sign in with Office 365' (with the Office 365 logo). At the bottom, there is a grey button with the text 'I have a class code' and a right-pointing chevron.