






# Folville Junior School

# Long Term English Writing Overview

		Autumn 1	Autumn 2	Spring 1	Spring 2	Summer 1	Summer 2
<b>Year 3</b>	<b>Writing stimulus or Text used</b>	<p>The Jungle Book Beauty and The Beast (Film and text extracts)</p> <p>For The Birds – Pixar Film</p> <p>How to Wash a Woolly Mammoth</p> 	<p>The True Story of the 3 little pigs (Modern Fairy-tale)</p>  <p>How to Wash a Woolly Mammoth</p> 	<p>Flood by Alvaro F Villa (picture book)</p>  <p>Lonely Planet - Tokyo</p> 	<p>Ottoline and The Yellow Cat</p> 	<p>Flat Stanley and the Great Egyptian Grave Robbery</p> 	<p>The Man who Walked Between the Towers</p> 
	<b>Writing outcomes</b>	Fiction: Writing to entertain (narrative)	<p>Fiction: Writing to entertain (Setting description)</p> <p>Non-Fiction: Writing to inform (a set of instructions )</p>	<p>Fiction: writing to entertain (Narrative – explode a moment )</p> <p>Non- Fiction: Writing to inform (Recount/ postcard)</p>	Fiction: Writing to entertain (Narrative- Crime Caper)	Non- Fiction: Writing to discuss (newspaper)	Fiction: Writing to entertain (Narrative)







# Folville Junior School

# Long Term English Writing Overview

Year 4	Writing stimulus or Text used	Voices In The Park  The Howler Monkey (non-fiction report and video)	The Whale (picture book) 	The Iron Man 	Leon and the Place Between 	The Big Book of Fables 	Chicken on The Roof  A range of play scripts
	Writing outcomes	Fiction: Writing to inform (diary entry)  Non-fiction: Writing to inform (non-chronological report)	Fiction: writing to entertain (narrative)	Fiction: Writing to entertain (poem)  Fiction: writing to entertain (narrative)  Non-fiction: writing to inform (instructions)	Fiction: Writing to entertain (poem)  Fiction: writing to entertain (narrative)  Fiction: Writing to discuss (discussion)  Non-fiction: Writing to persuade (advert)	Fiction: Writing to entertain (narrative)	Fiction: Writing to entertain (poem)  Fiction: Writing to entertain (play scripts)







# Folville Junior School

# Long Term English Writing Overview

Year 5	Writing stimulus or Text used	<p>The Lion The Witch and The Wardrobe</p> 	<p>Kensuke's Kingdom</p> 	<p>Holes</p> 	<p>Lifted – Film</p> 	<p>Biography – range of biographies (My Name Is Malala)</p> <p>Oranges In No Man's Land</p> 	<p>Why Johnny Doesn't Flap</p>  <p>Frankie's World</p>
	Writing outcomes	<p>Fiction: Writing to entertain (setting description)</p> <p>Fiction: Writing to entertain (character description)</p>	<p>Fiction: Writing to inform (recount/diary)</p> <p>Fiction: Writing to entertain (poetry)</p> <p>Non-fiction: Writing to discuss (debate)</p>	<p>Non-fiction: Writing to inform (non-chronological report)</p> <p>Non-Fiction: Writing to discuss (newspaper report)</p> <p>Non-fiction: Writing to persuade (advert)</p>	<p>Fiction: Writing to entertain (narrative)</p>	<p>Non-Fiction: Writing to inform (biography)</p> <p>Fiction: Writing to inform (letter/diary)</p> <p>Fiction: Writing to entertain (narrative)</p>	<p>Fiction: Writing to entertain (narrative)</p> <p>Non-Fiction: writing to inform (instructions/non-chronological report)</p>

# Folville Junior School

# Long Term English Writing Overview

Year 6	Writing stimulus or Text used	<p>Alma- Literacy Shed short film</p> <p>Rose Blanche</p> 	<p>My secret War Diary</p>  <p>Anne Frank</p> 	<p>The Arrival</p>  <p>Shakespeare's Macbeth</p> 	<p>The Firework Maker's Daughter</p> 		
	Writing outcomes	<p>Fiction: Writing to entertain (explode a moment)</p> <p>Fiction: Writing to entertain (retell a story)</p>	<p>Fiction: Writing to inform (diary/recount)</p> <p>Non-fiction: Writing to inform (recount of school trip)</p> <p>Non-fiction: Writing to discuss (argument)</p> <p>Non-fiction: Writing to inform (biography)</p>	<p>Fiction: Writing to inform (letter)</p> <p>Non-fiction: Writing to inform (non-chronological report)</p> <p>Fiction: Writing to entertain (setting description)</p> <p>Fiction: Writing to entertain (monologue)</p>	<p>Fiction: Writing to entertain (narrative)</p> <p>Non-fiction: Writing to persuade (speech)</p> <p>Non-fiction: Writing to inform (instructions)</p>		



Year 3	Setting description Story	Instructions Recount Non-chronological report		Newspaper
Year 4	Poem Story/ description Play script	Recount/diary Non- chronological report Instructions	Advert	Discussion
Year 5	Description Story Poetry	Recount Non-chronological report Biography Instructions	Newspaper Advert	Debate
Year 6	Description Story Poetry Play script	Recount Letter Non-chronological report Biography Instructions	Advert/travel guide	Newspaper Discussion Debate

# Folville Junior School

# Long Term English Writing Overview

		Autumn 1	Autumn 2	Spring 1	Spring 2	Summer 1	Summer 2
<b>Year 3</b>	<b>Writing stimulus or Text used</b>	<p>For The Birds (Pixar video) – TWS Training Unit</p>  <p>Jungle Book Beauty and the Beast (video clip)</p> <p>The True Story of the Three Little Pigs</p> 	<p>How To Wash a Woolly Mammoth</p>  <p>Flood</p>  	<p>Tokyo City Trails</p>  	<p>Flat Stanley</p> 	<p>Ottoline and the Yellow Cat</p> 	<p>The Man Who Walked Between The Towers</p> 
	<b>Writing outcomes</b>	Fiction (For the Birds): <b>Training Unit</b>	Non - Fiction: (HTWAWM) – <b>Instruction</b> (T4W)	Non-fiction: <b>Postcard</b>	Non-Fiction: <b>Newspaper</b>	Fiction: <b>Crime Caper</b> (end of narrative)	Fiction: (TMWWBTT) <b>Whole narrative</b> (Whole narrative - Achieving The Impossible)

## Folville Junior School

## Long Term English Writing Overview

		<p>Fiction: Jungle Book – <b>Positive Setting</b></p> <p>Fiction: Beauty and the Beast - <b>Negative Setting</b></p> <p>Fiction: True Story of 3 Pigs – <b>Traditional Tale with a Twist</b> (beginning to middle of narrative)</p>	<p>Fiction: (Flood) <b>Disaster Story</b> (Middle section of narrative – Everyday Life Disrupted)</p> <p>Poetry: (Flood/ESE) <b>Extreme Earth Kennings</b></p>				
--	--	---	--	--	--	--	--